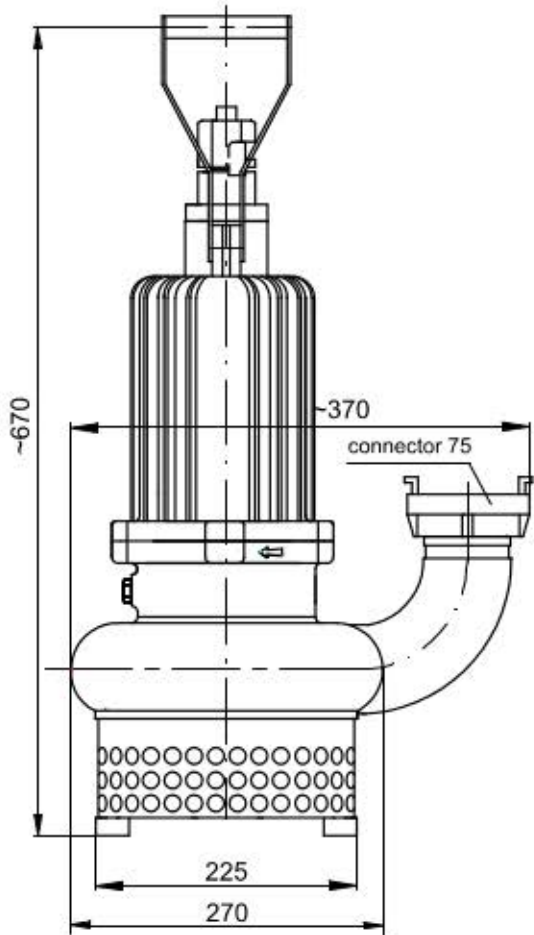
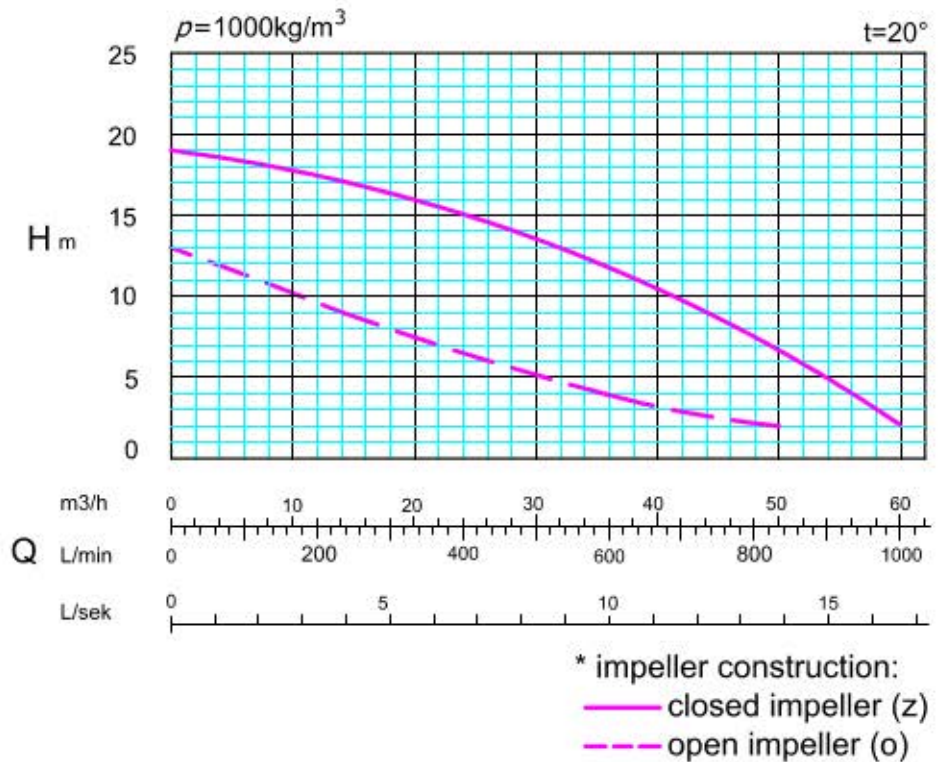


MAR PZ-22GD* Submersible pump to slide



PUMP CHARACTERISTICS



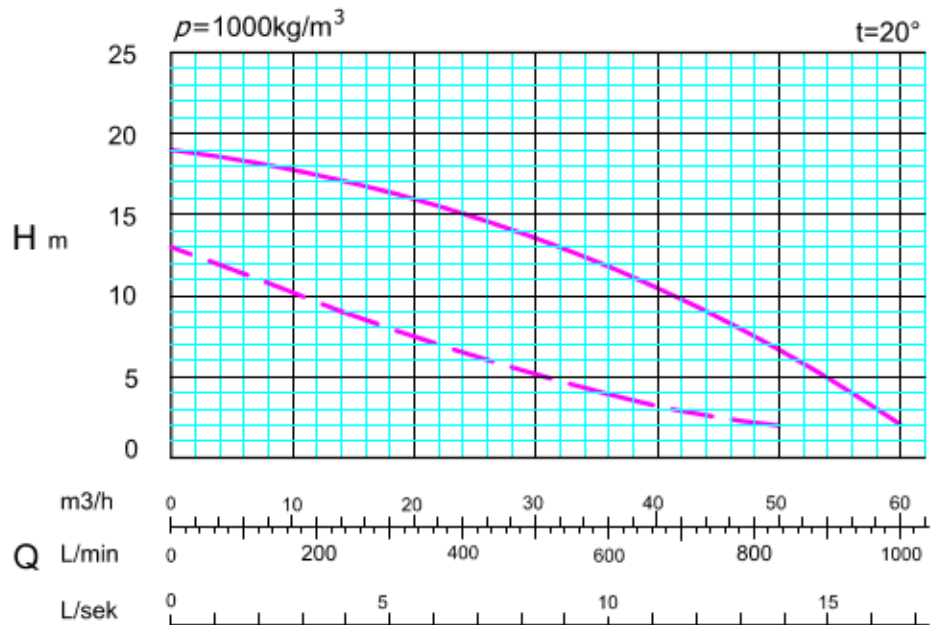
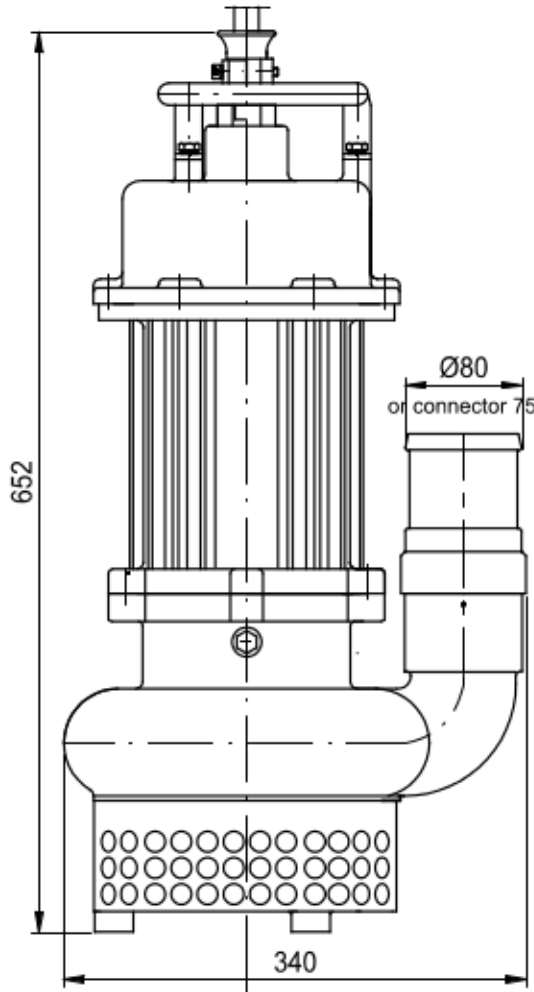
Pump is certified ATEX, number: OBAC 12 ATEX 247X

PARAMETERS OF THE PUMP

		PZ-22GDz		PZ-22GDo	
Efficiency	[m ³ /h]	0-60		0-50	
Lift height	[m]	19-2		13-2	
Power (nominal)	[kW]	2,2		2,2	
Voltage	[V]	400	500	400	500
Nominal power consumption	[A]	4,7	3,7	4,7	3,7
Rotational speed	[rotation/min]	2855			
Weight	[kg]	45			
Maximal submergence level	[m]	8			
Protection degree		IP 68			
Explosion proof marking		IM2c		Ex dI Mb	
Max impurity	[mm]	15		40	

MAR PZ-22GK* Submersible pump to slime

PUMP CHARACTERISTICS



* impeller construction:
— closed impeller (z)
- - - open impeller (o)

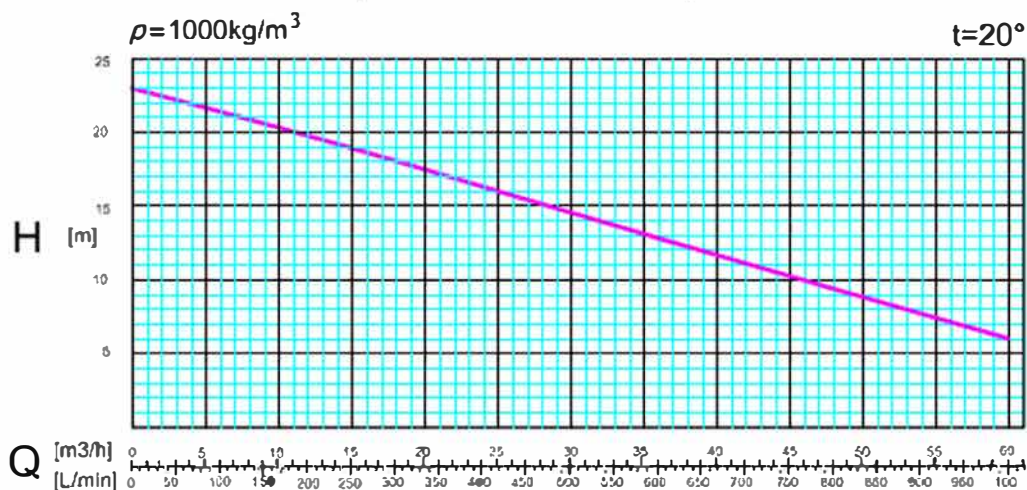
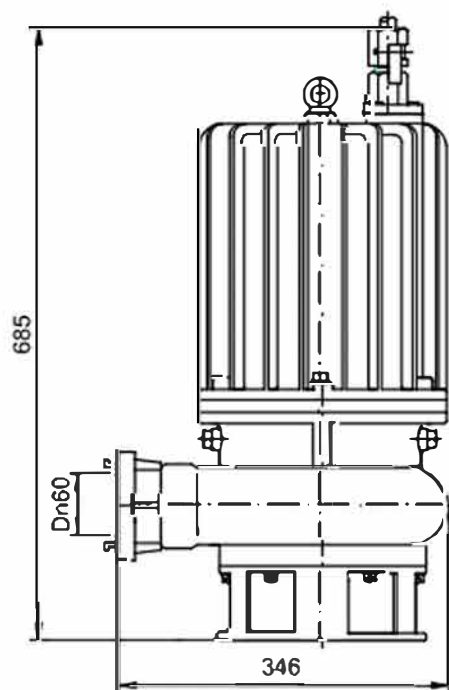
Pump is certified ATEX, number: OBAC 12 ATEX 247X

PARAMETERS OF THE PUMP

		PZ-22GKz		PZ-22GKo	
Efficiency	[m ³ /h]	0-60		0-50	
Lift height	[m]	19-2		13-2	
Power (nominal)	[kW]	2,2		2,2	
Voltage	[V]	500	1000	500	1000
Nominal power consumption	[A]	3,7	1	3,7	1,9
Rotational speed	[rotation/min]	2855			
Weight	[kg]	54			
Maximal submergence level	[m]	8			
Protection degree		IP 68			
Explosion proof marking		IM2c Ex dI Mb			
Max impurity	[mm]	15		40	

MAR PZ-45 A/B

Submersible pump to slime



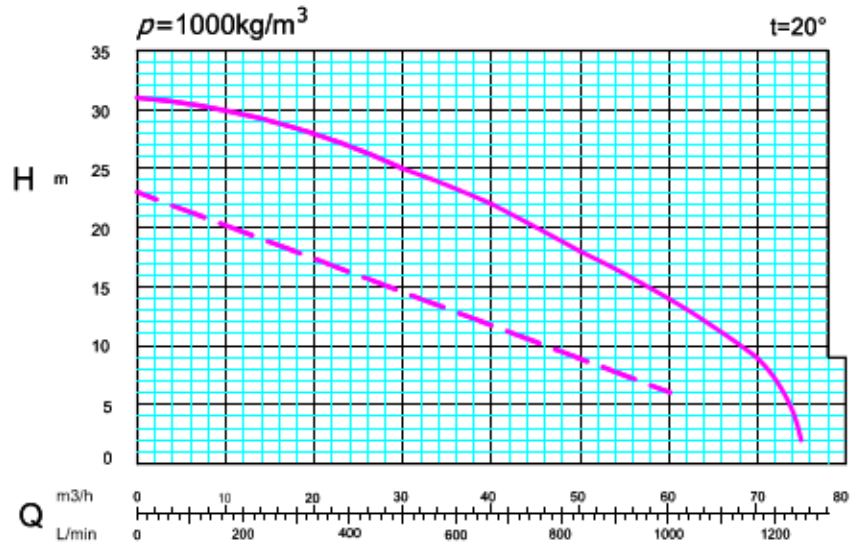
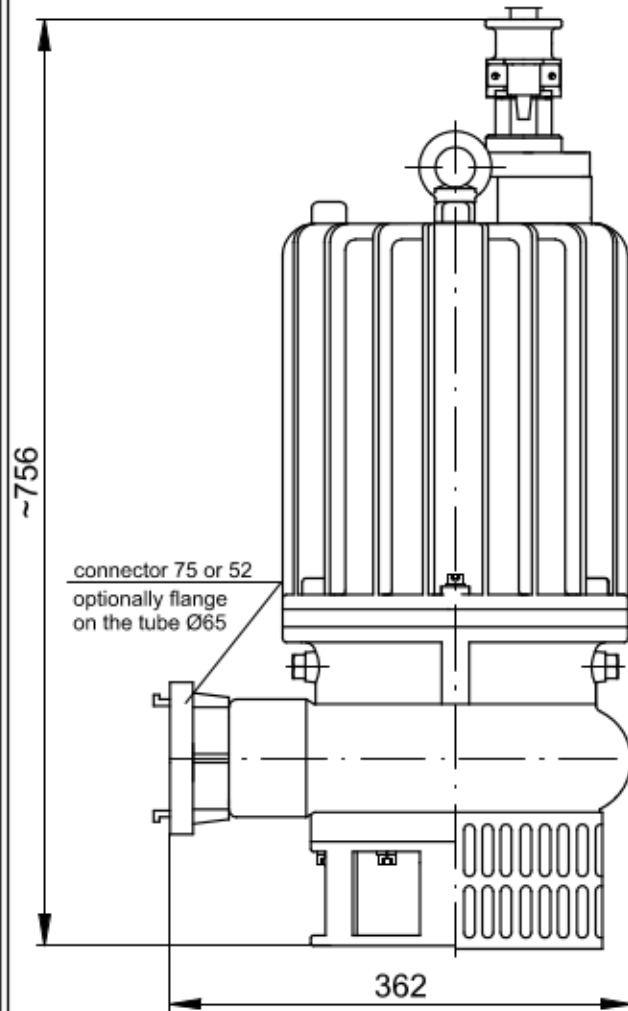
PUMP CHARACTERISTICS

PARAMETERS OF THE PUMP

Efficiency	[m³/h]	0-60	
Lift height	[m]	23-6	
Power (nominal)	[kW]	4,5	
Voltage	[V]	400	500
Nominal power consumption	[A]	11	9
Rotational speed	[rotation/min]	2920	
Weight	[kg]	86	
Maximal submergence level	[m]	5	
Protection degree		IP X8	
Max impurity	[mm]	45	

MAR PZ-65* Submersible pump to slime

PUMP CHARACTERISTICS



* impeller construction:
— closed impeller (z)
- - - open impeller (o)

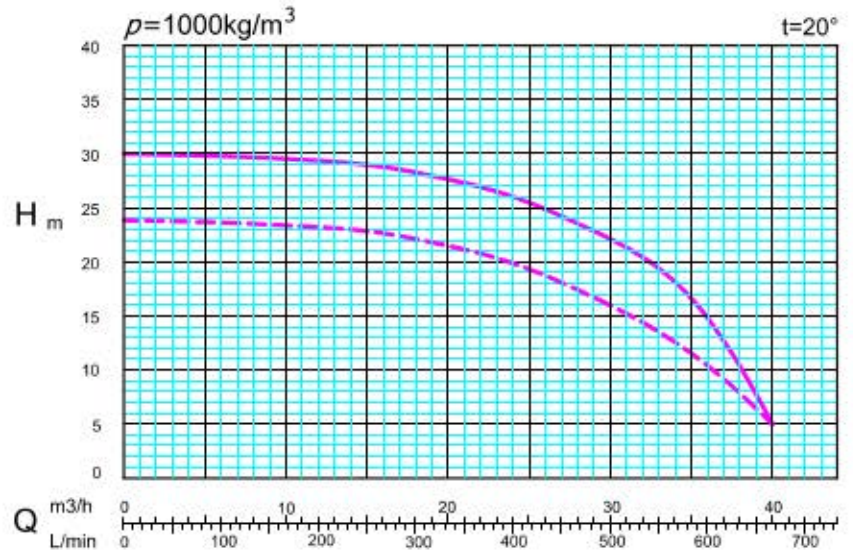
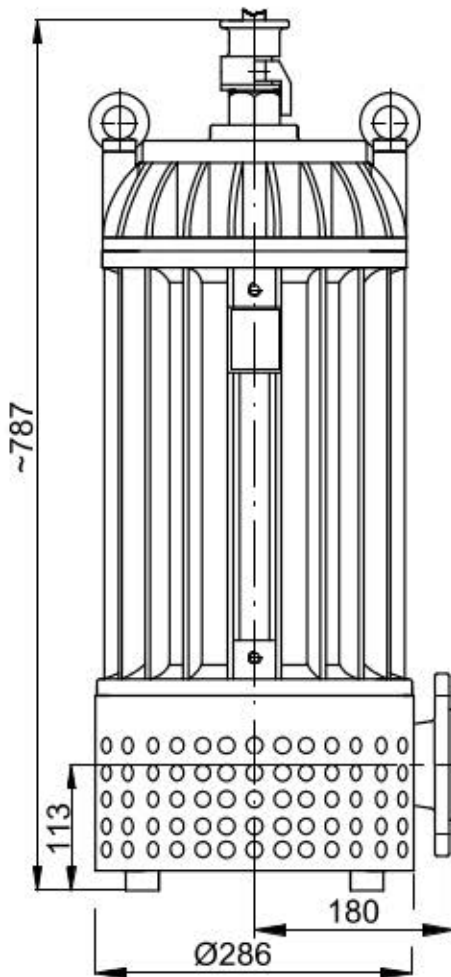
Pump is certified ATEX, number: OBAC 13 ATEX 0391X

PARAMETERS OF THE PUMP

		PZ-65z	PZ-65o
Efficiency	[m ³ /h]	0-75	0-60
Lift height	[m]	31-2	23-6
Power (nominal)	[kW]	5,0	7,0
Voltage	[V]	500	
Nominal power consumption	[A]	6,5	9,0
Rotational speed	[rotation/min]	2935	
Weight	[kg]	98	
Maximal submergence level	[m]	20	
Protection degree		IP 68	
Explosion proof marking		IM2c Ex dI Mb	
Max impurity	[mm]	8	45

MAR PSZ-50C** Submersible pump to slime

PUMP CHARACTERISTICS



* impeller construction:
— closed impeller (z)
- - - open impeller (o)

* voltage version:
 1 - voltage 400V
 2 - voltage 500V
 3 - voltage 1000V
 4 - voltage 500/1000V
 switchable engine

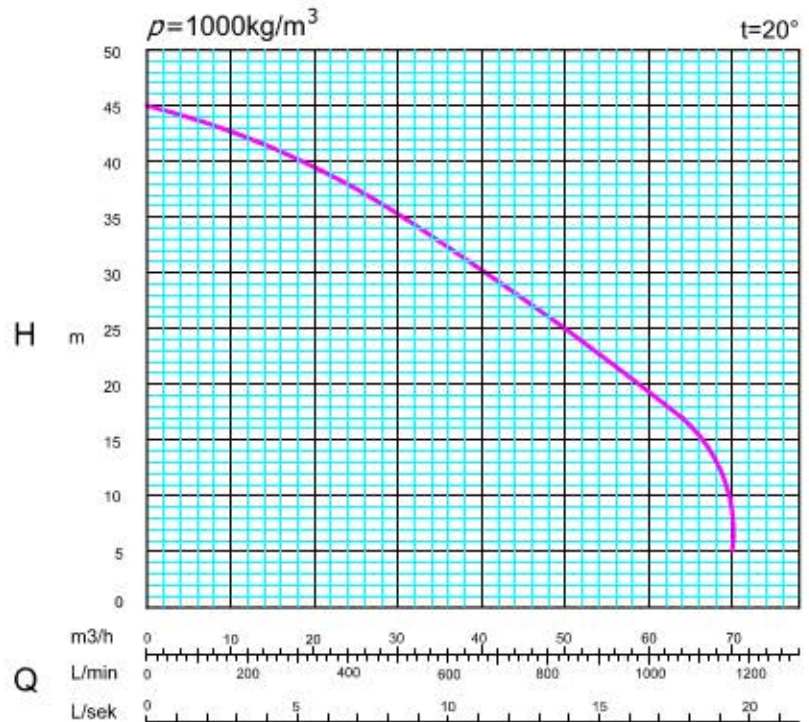
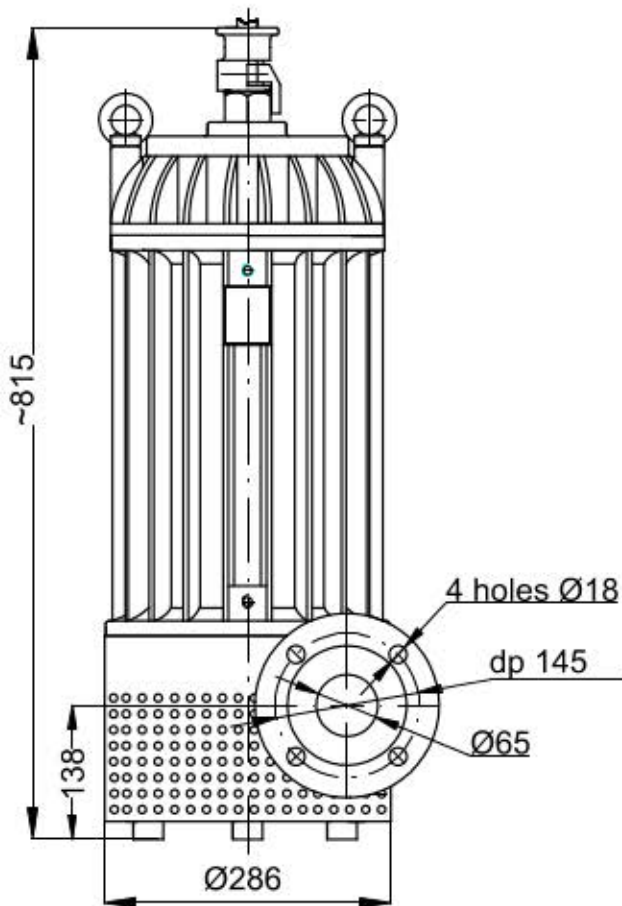
Pump is certified ATEX, number: OBAC 11 ATEX 290X

PARAMETERS OF THE PUMP

		PSZ-50C*z			PSZ-50C*o		
Efficiency	[m3/h]	0-40			0-40		
Lift height	[m]	30-5			24-5		
Power (nominal)	[kW]	4,5			4,5		
Voltage	[V]	400	500	1000	400	500	1000
Nominal power consumption	[A]	9,4	7,2	4,2	9,0	7	4,0
Rotational speed	[rotation/min]	2920					
Weight	[kg]	121					
Maximal submergence level	[m]	12					
Protection degree		IP 68					
Explosion proof marking		IM2c Ex dI Mb					
Max impurity	[mm]	15			26		

MAR PSZ-65F** Submersible pump to slime

PUMP CHARACTERISTICS



* impeller construction:
— closed impeller (z)

* voltage version:
1 - voltage 400V
2 - voltage 500V
3 - voltage 1000V
4 - voltage 500/1000V
switchable engine

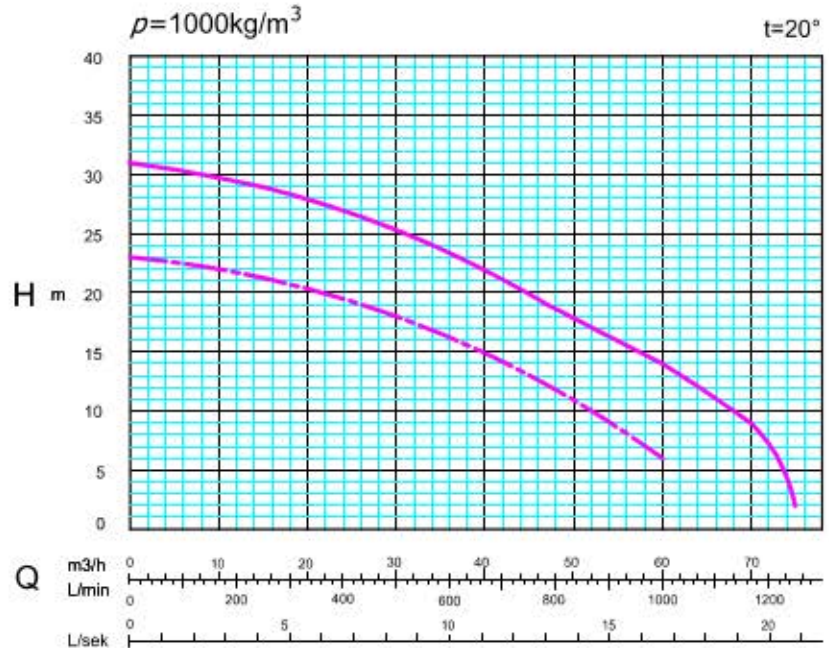
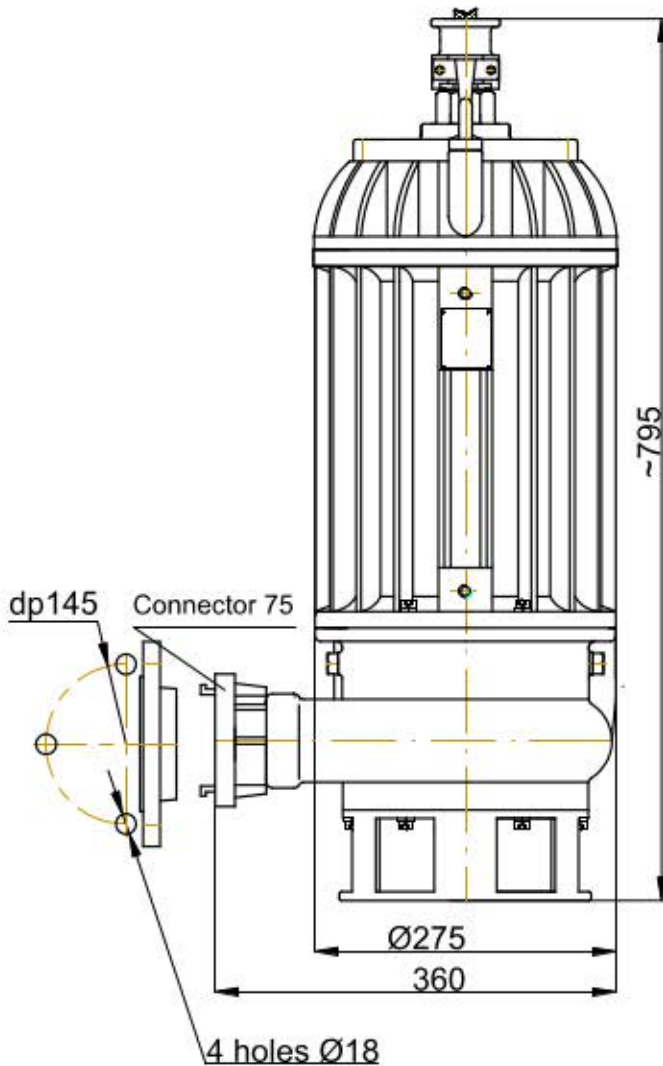
Pump is certified ATEX, number: OBAC 11 ATEX 290X

PARAMETERS OF THE PUMP

Efficiency	[m ³ /h]	0-70		
Lift height	[m]	45-5		
Power (nominal)	[kW]	7,5		
Voltage	[V]	400	500	1000
Nominal power consumption	[A]	13,9	11,1	5,5
Rotational speed	[rotation/min]	2920		
Weight	[kg]	139		
Maximal submergence level	[m]	12		
Protection degree		IP 68		
Explosion proof marking		Ex IM2c Exd IMb		
Max impurity	[mm]	10		

MAR PSZ-65G** Submersible pump to slime

PUMP CHARACTERISTICS



* impeller construction:
 — closed impeller (z)
 - - - open impeller (o)

* voltage version:
 1 - voltage 400V
 2 - voltage 500V
 3 - voltage 1000V
 4 - voltage 500/1000V
 switchable engine

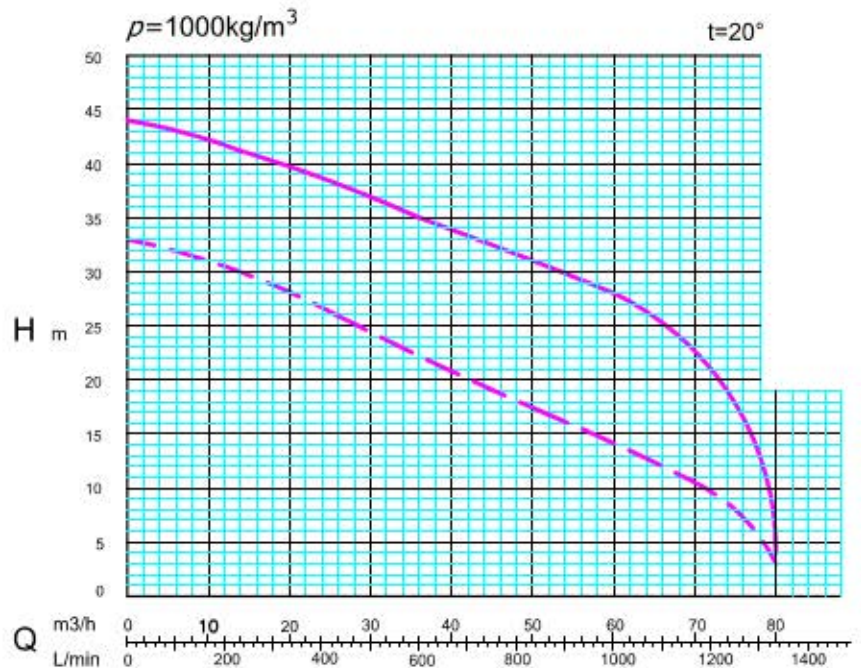
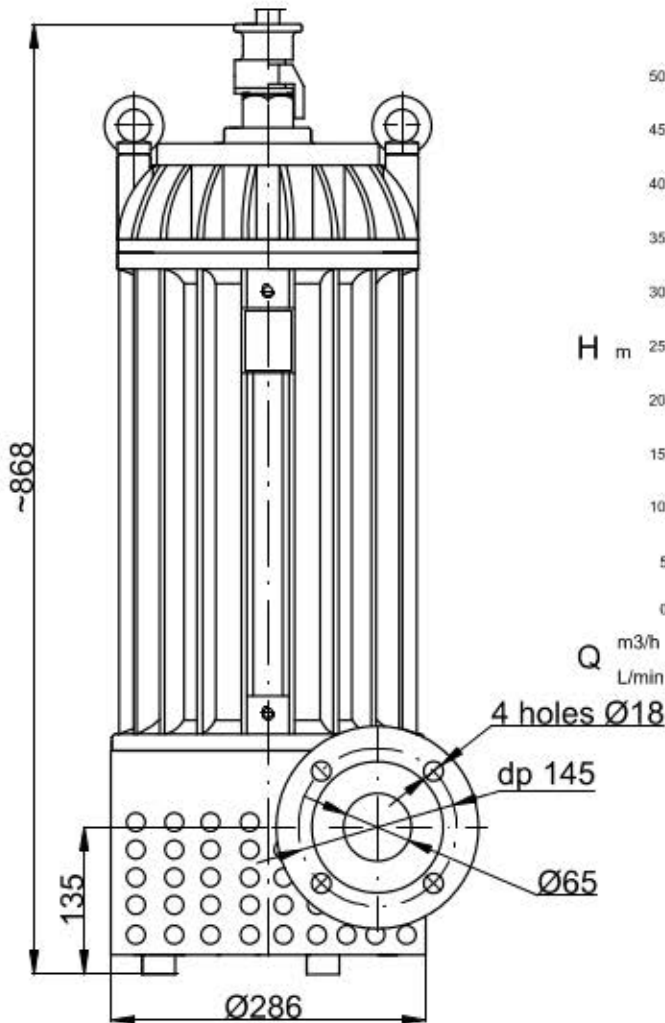
Pump is certified ATEX, number: OBAC 11 ATEX 290X

PARAMETERS OF THE PUMP

		PSZ-65G*o			PSZ-65G*z		
Efficiency	[m3/h]	0-60			0-75		
Lift height	[m]	23-6			31-2		
Power	[kW]	5,0 - 7,0					
Voltage	[V]	400	500	1000	400	500	1000
Nominal power consumption	[A]	11,25	9	4	8	6,5	3,0
Rotational speed	[obr./min]	2920					
Weight	[kg]	100 - 124					
Maximal submergence level	[m]	20					
Protection degree		IP 68					
Explosion proof marking		IM2c Ex dl Mb					
Max impurity	[mm]	45			8		

MAR PSZ-65D** Submersible pump to slime

PUMP CHARACTERISTICS



* impeller construction:
— closed impeller (z)
- - - open impeller (o)

* voltage version:
 1 - voltage 400V
 2 - voltage 500V
 3 - voltage 1000V
 4 - voltage 500/1000V
 switchable engine

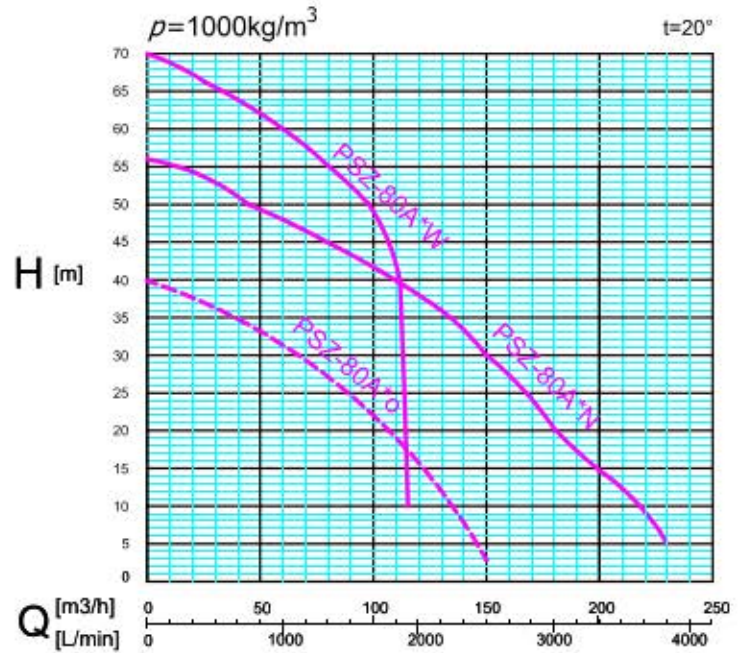
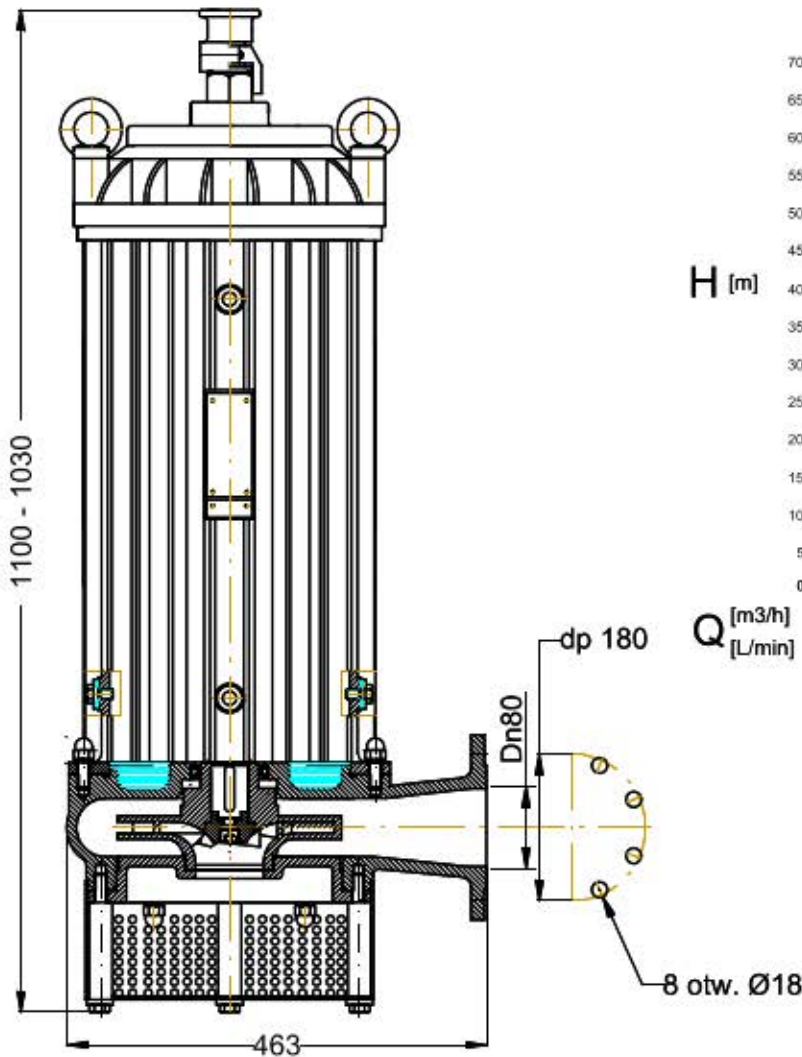
Pump is certified ATEX, number: OBAC 11 ATEX 290X

PARAMETERS OF THE PUMP

		PSZ-65D*z			PSZ-65D*o		
Efficiency	[m ³ /h]	0-80			0-80		
Lift height	[m]	44-4			33-3		
Power (nominal)	[kW]	9			7,5		
Voltage	[V]	400	500	1000	400	500	1000
Nominal power consumption	[A]	14,8	13	7	12,4	10	6
Rotational speed	[rotation/min]	2920					
Weight	[kg]	154					
Maximal submergence level	[m]	20					
Protection degree		IP 68					
Explosion proof marking		IM2c Exd I Mb					
Max impurity	[mm]	25			30		

MAR PSZ-80A** Submersible pump to slime

PUMP CHARACTERISTICS



* voltage version:

- 1 - voltage 400V
- 2 - voltage 500V
- 3 - voltage 1000V
- 4 - voltage 500/1000V switchable engine

* impeller construction:

- closed impeller low-pressure (N)
- closed impeller high-pressure (W)
- - - open impeller (o)

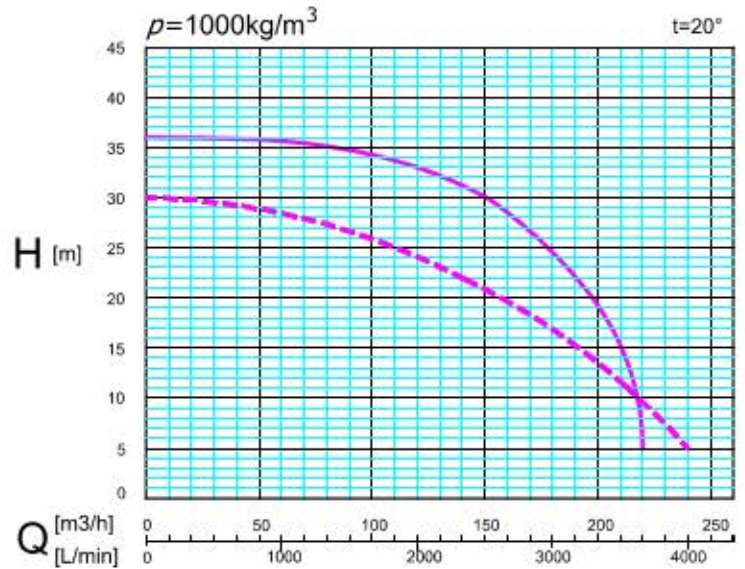
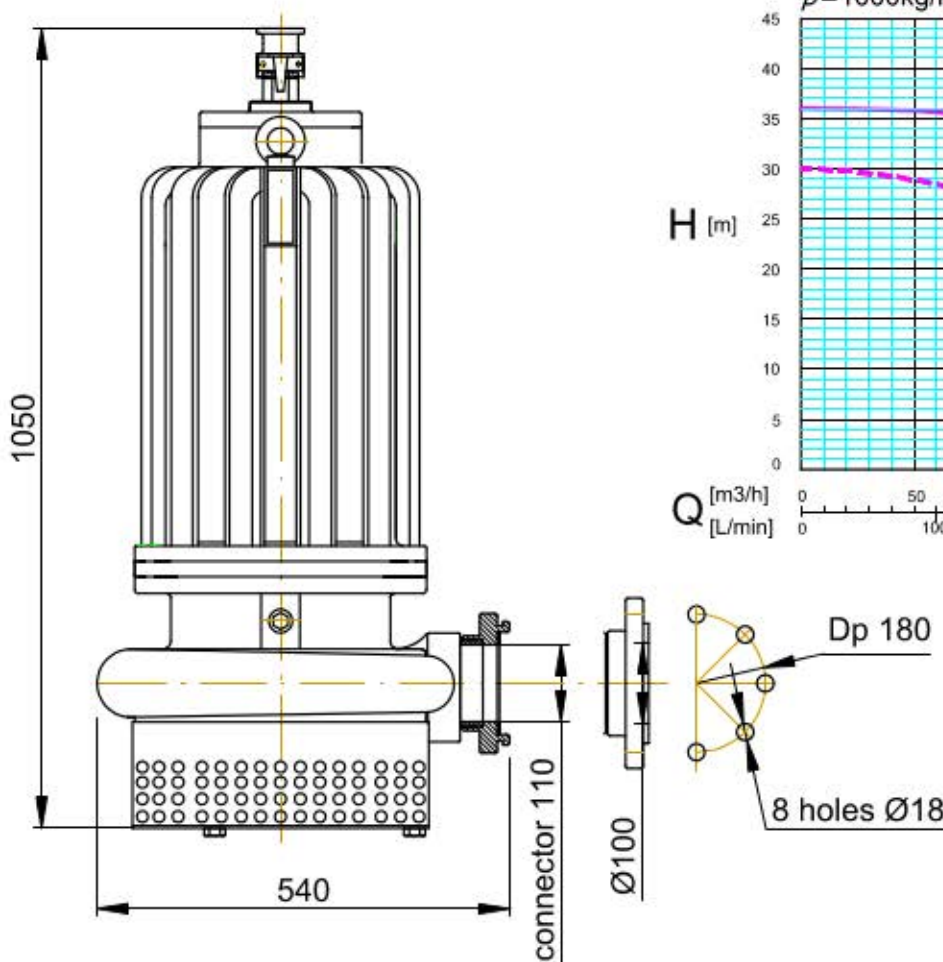
Pump is certified ATEX, number: OBAC 14 ATEX 0113X

PARAMETERS OF THE PUMP

		PSZ-80A*N			PSZ-80A*W			PSZ-80A*o		
Efficiency	[m3/h]	0-230			0-110			0-150		
Lift height	[m]	56-5			70-10			40-0		
Power	[kW]	14-21			16-20			14-16		
Voltage	[V]	400	500	1000	400	500	1000	400	500	1000
Nominal power consumption	[A]	37	30	15	36	29	15	28	22	11
Rotational speed	[rotation/min]	2920								
Weight	[kg]	200 - 220								
Maximal submergence level	[m]	30								
Protection degree		IP 68								
Explosion proof marking		IM2c Exd I Mb								
Max impurity	[mm]	30			10			40		

MAR PSZ-100** Submersible pump to slime

PUMP CHARACTERISTICS



- * impeller construction:
— closed impeller (z)
- - - open impeller (o)
- * voltage version:
 A - voltage 500V
 B - voltage 1000V
 C - voltage 500/1000V
 switchable engine

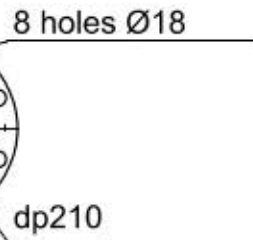
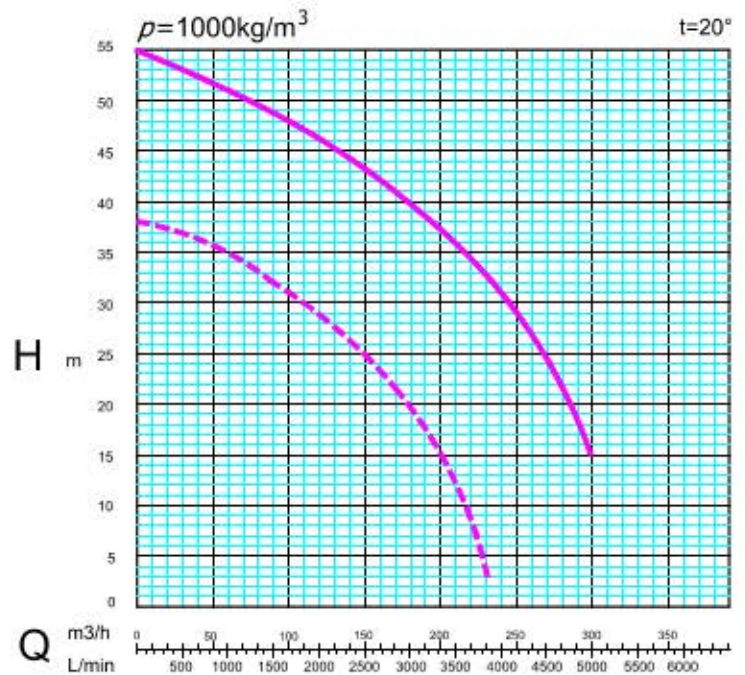
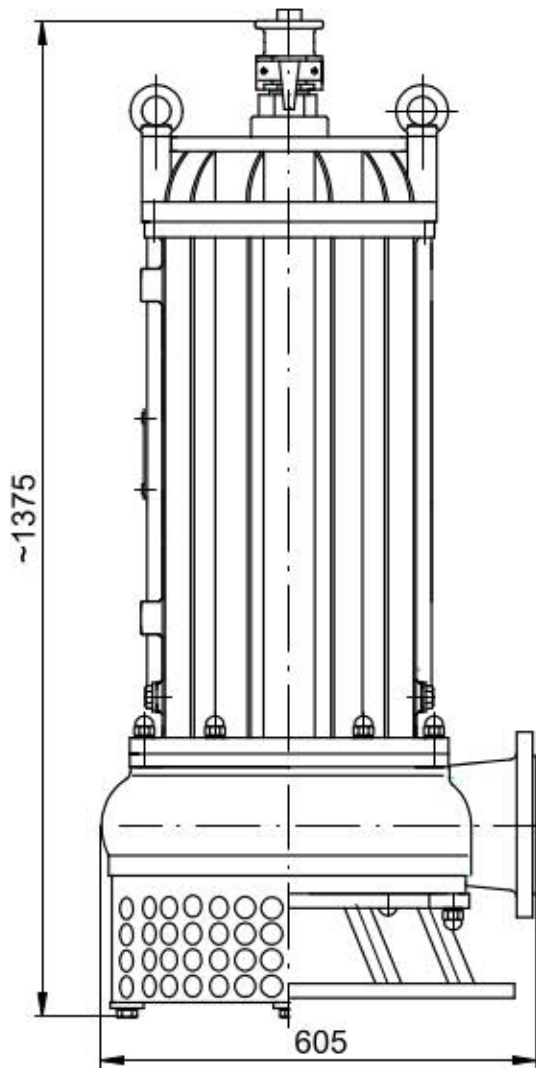
Pump is certified ATEX, number: OBAC 11 ATEX 661X

PARAMETERS OF THE PUMP

		PSZ-100*z	PSZ-100*o
Efficiency	[m3/h]	0-220	0-240
Lift height	[m]	36-5	30-5
Power (nominal)	[kW]	22	
Voltage	[V]	500/1000	
Nominal power consumption	[A]	31,5/15,7	
Rotational speed	[rotation/min]	1463	
Weight	[kg]	325	
Maximal submergence level	[m]	8	
Protection degree		IP 68	
Explosion proof marking		IM2c Exd I Mb	
Max impurity	[mm]	20	35

MAR PSZ-125D** Submersible pump to slime

PUMP CHARACTERISTICS



- * impeller construction:
— closed impeller (z)
- - - open impeller (o)
- * voltage version:
 A - voltage 500V
 B - voltage 1000V
 C - voltage 500/1000V
 switchable engine

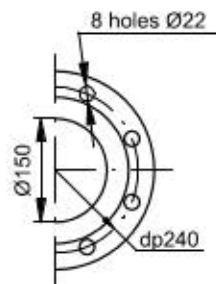
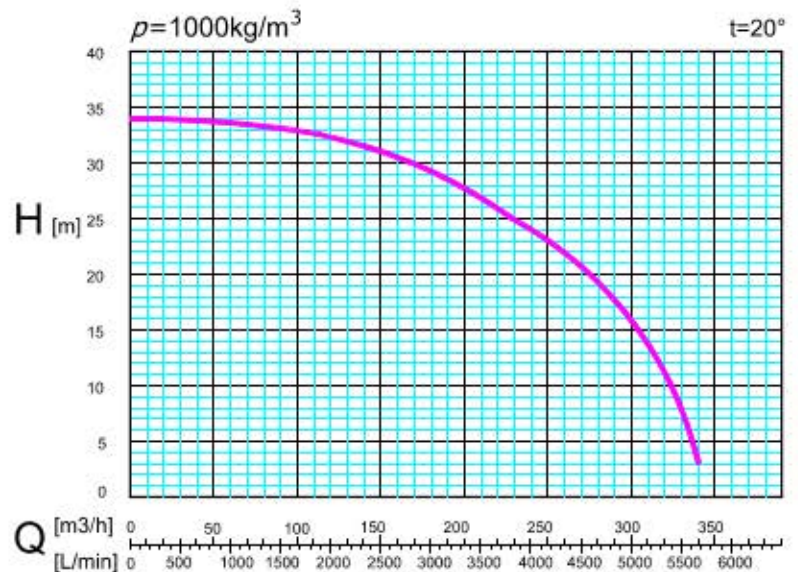
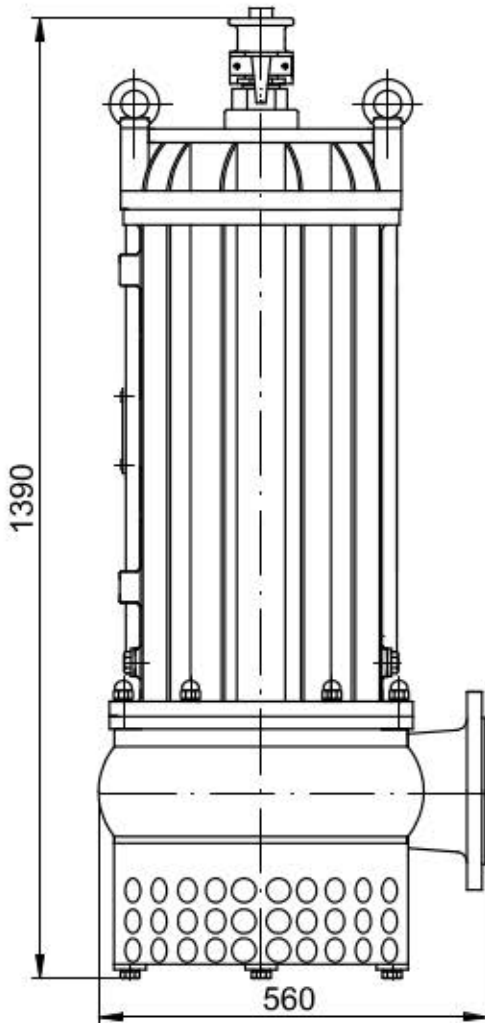
Pump is certified ATEX, number: OBAC 11 ATEX 662X

PARAMETERS OF THE PUMP

		PSZ-125*z	PSZ-125*o
Efficiency	[m3/h]	0-300	0-230
Lift height	[m]	55-15	38-3
Power (nominal)	[kW]	37	37
Voltage	[V]	500/1000	500/1000
Nominal power consumption	[A]	54/27,2	40/26
Rotational speed	[rotation/min]	1475	
Weight	[kg]	560	
Maximal submergence level	[m]	20	
Protection degree		IP 68	
Explosion proof marking		IM2c Exd I Mb	
Max impurity	[mm]	30	45

MAR PSZ-150D** Submersible pump to slime

PUMP CHARACTERISTICS



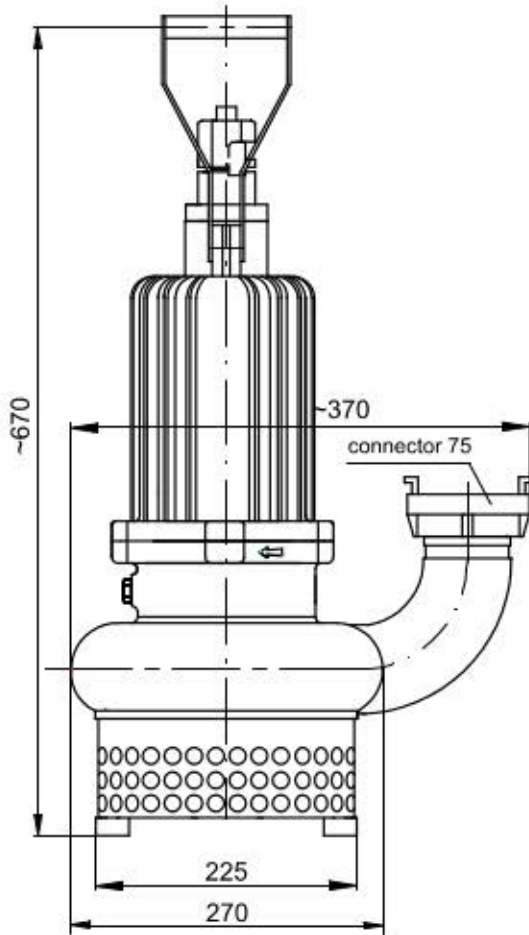
- * impeller construction:
— closed impeller (z)
- * voltage version:
A - voltage 500V
B - voltage 1000V
C - voltage 500/1000V
switchable engine

Pump is certified ATEX, number: OBAC 11 ATEX 662X

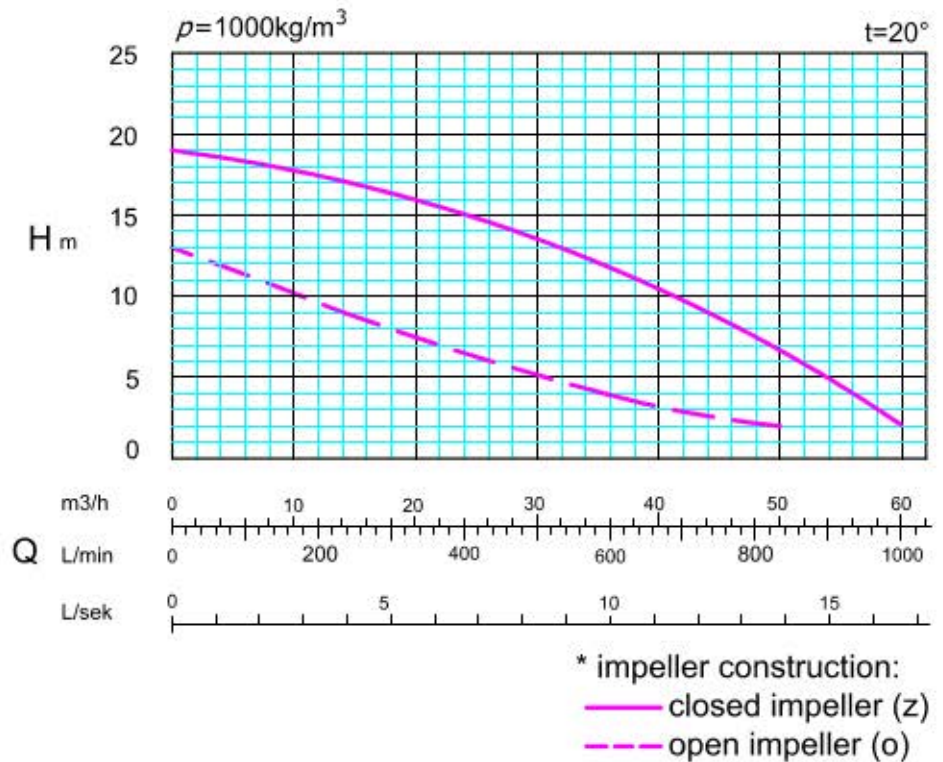
PARAMETERS OF THE PUMP

Efficiency	[m³/h]	0-340	
Lift height	[m]	34-3	
Power (nominal)	[kW]	37	
Voltage	[V]	500	1000
Nominal power consumption	[A]	54	27,2
Rotational speed	[rotation/min]	1475	
Weight	[kg]	530	
Maximal submergence level	[m]	20	
Protection degree		IP 68	
Explosion proof marking		IM2c Ex dl Mb	
Max impurity	[mm]	35	

MAR PZ-22GD* Submersible pump to slide



PUMP CHARACTERISTICS



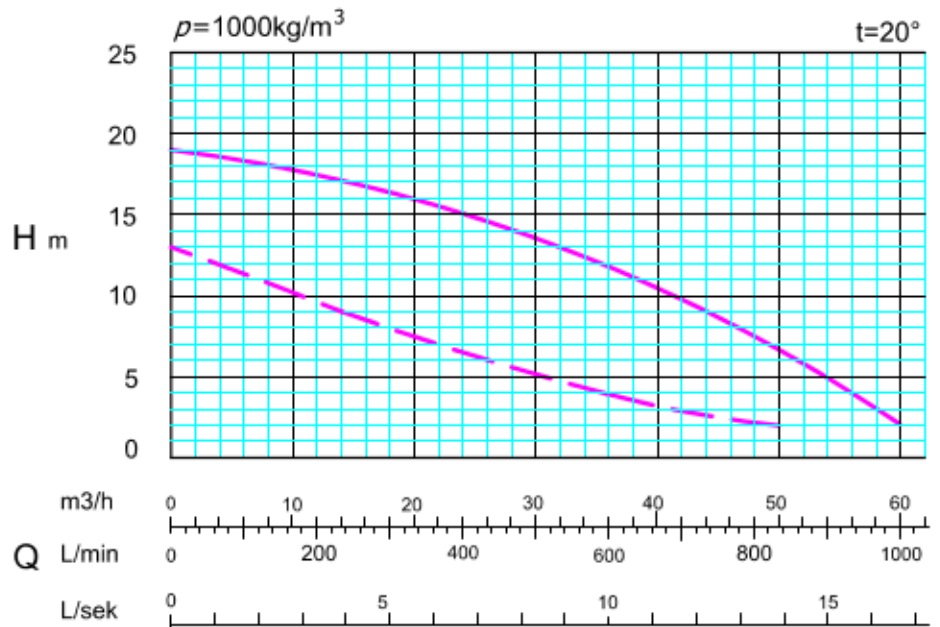
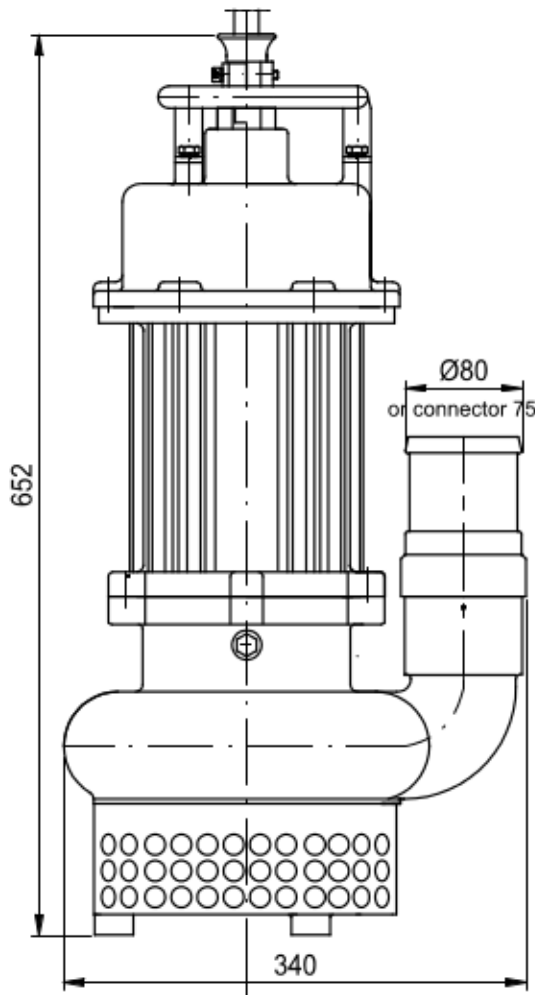
Pump is certified ATEX, number: OBAC 12 ATEX 247X

PARAMETERS OF THE PUMP

		PZ-22GDz		PZ-22GDo	
Efficiency	[m ³ /h]	0-60		0-50	
Lift height	[m]	19-2		13-2	
Power (nominal)	[kW]	2,2		2,2	
Voltage	[V]	400	500	400	500
Nominal power consumption	[A]	4,7	3,7	4,7	3,7
Rotational speed	[rotation/min]	2855			
Weight	[kg]	45			
Maximal submergence level	[m]	8			
Protection degree		IP 68			
Explosion proof marking		IM2c		Ex dI Mb	
Max impurity	[mm]	15		40	

MAR PZ-22GK* Submersible pump to slime

PUMP CHARACTERISTICS



* impeller construction:
 — closed impeller (z)
 - - - open impeller (o)

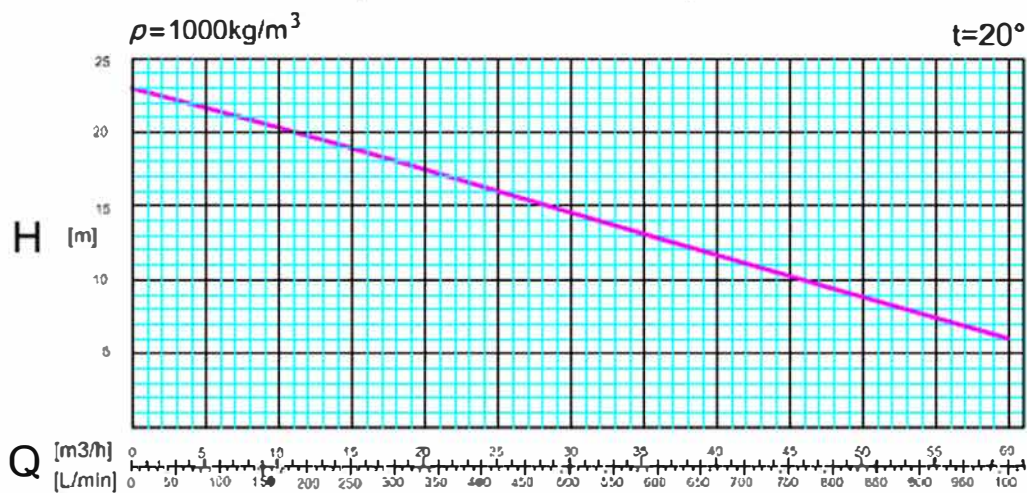
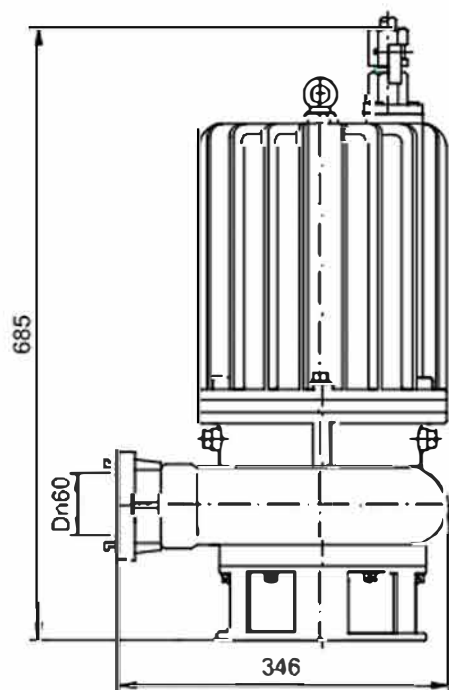
Pump is certified ATEX, number: OBAC 12 ATEX 247X

PARAMETERS OF THE PUMP

		PZ-22GKz		PZ-22GKo	
Efficiency	[m³/h]	0-60		0-50	
Lift height	[m]	19-2		13-2	
Power (nominal)	[kW]	2,2		2,2	
Voltage	[V]	500	1000	500	1000
Nominal power consumption	[A]	3,7	1	3,7	1,9
Rotational speed	[rotation/min]	2855			
Weight	[kg]	54			
Maximal submergence level	[m]	8			
Protection degree		IP 68			
Explosion proof marking		IM2c Ex dI Mb			
Max impurity	[mm]	15		40	

MAR PZ-45 A/B

Submersible pump to slime



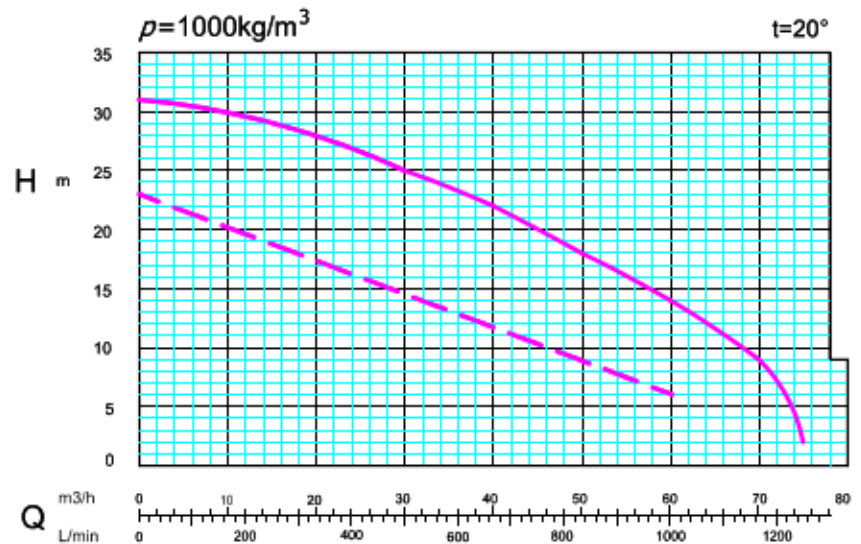
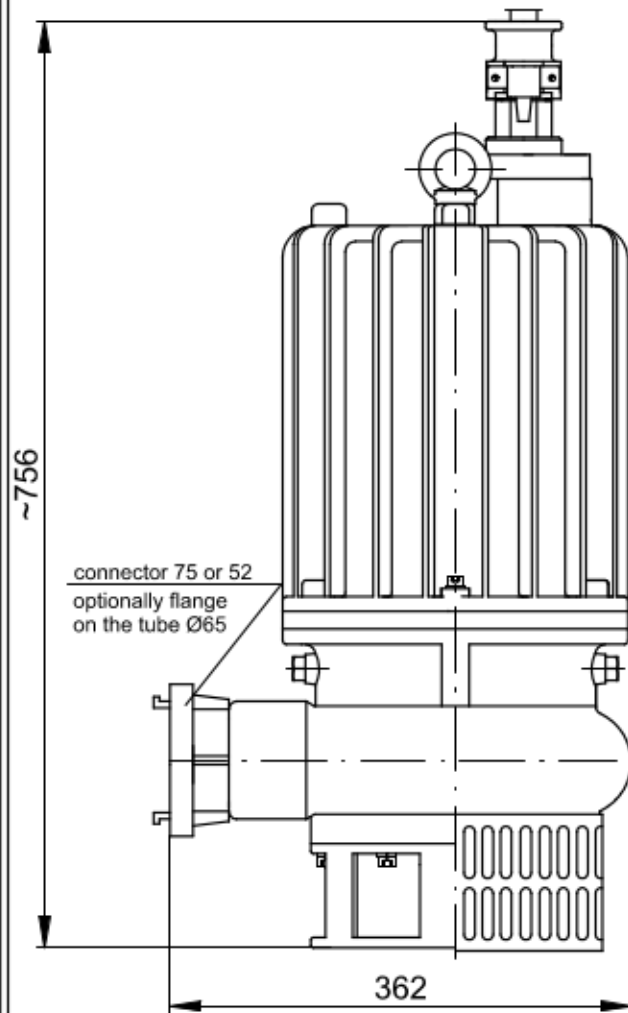
PUMP CHARACTERISTICS

PARAMETERS OF THE PUMP

Efficiency	[m³/h]	0-60	
Lift height	[m]	23-6	
Power (nominal)	[kW]	4,5	
Voltage	[V]	400	500
Nominal power consumption	[A]	11	9
Rotational speed	[rotation/min]	2920	
Weight	[kg]	86	
Maximal submergence level	[m]	5	
Protection degree		IP X8	
Max impurity	[mm]	45	

MAR PZ-65* Submersible pump to slime

PUMP CHARACTERISTICS



* impeller construction:
— closed impeller (z)
- - - open impeller (o)

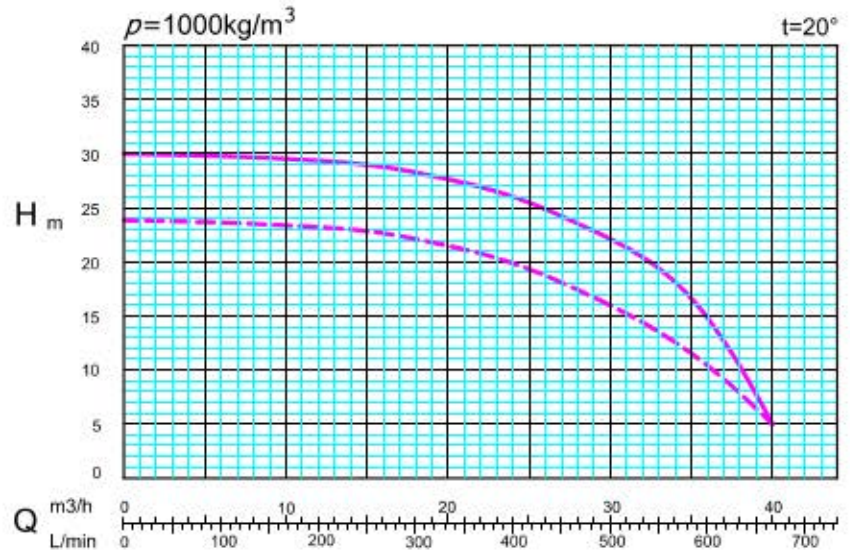
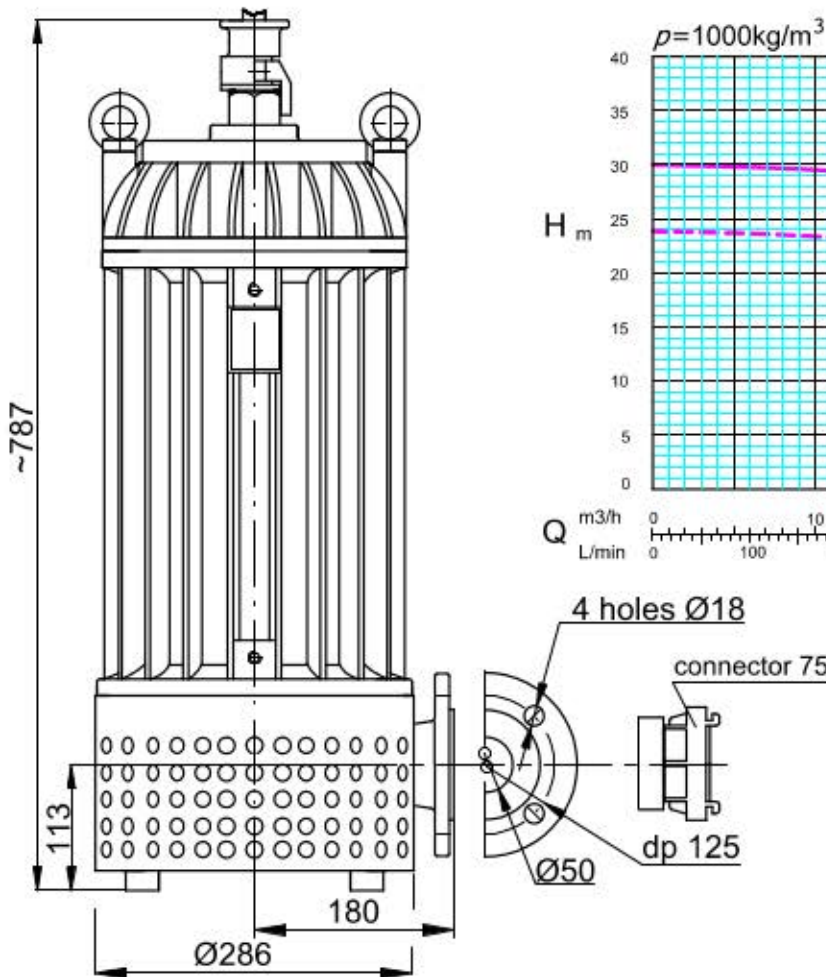
Pump is certified ATEX, number: OBAC 13 ATEX 0391X

PARAMETERS OF THE PUMP

		PZ-65z	PZ-65o
Efficiency	[m ³ /h]	0-75	0-60
Lift height	[m]	31-2	23-6
Power (nominal)	[kW]	5,0	7,0
Voltage	[V]	500	
Nominal power consumption	[A]	6,5	9,0
Rotational speed	[rotation/min]	2935	
Weight	[kg]	98	
Maximal submergence level	[m]	20	
Protection degree		IP 68	
Explosion proof marking		IM2c Ex dI Mb	
Max impurity	[mm]	8	45

MAR PSZ-50C** Submersible pump to slime

PUMP CHARACTERISTICS



- * impeller construction:
 - closed impeller (z)
 - - - open impeller (o)
- * voltage version:
 - 1 - voltage 400V
 - 2 - voltage 500V
 - 3 - voltage 1000V
 - 4 - voltage 500/1000V switchable engine

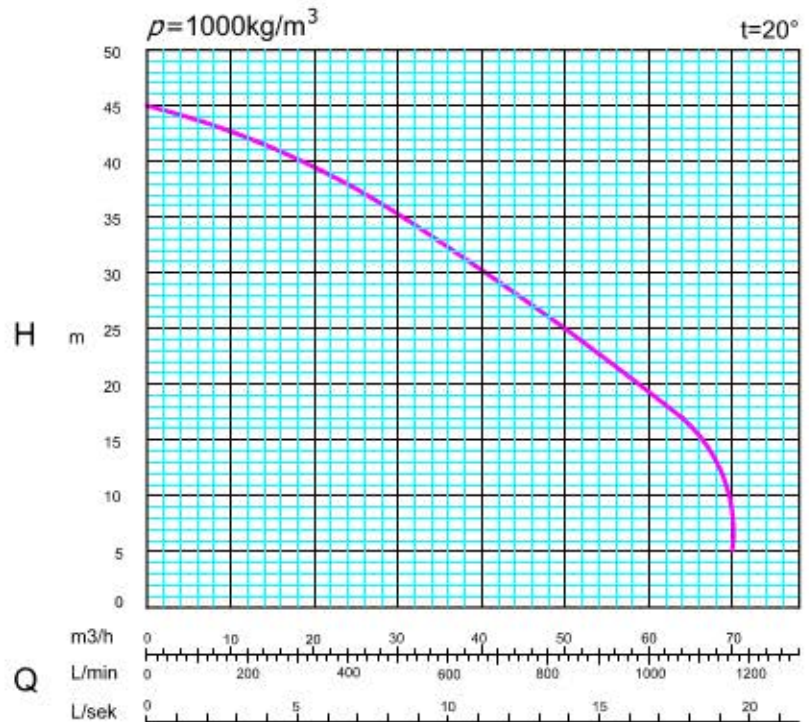
Pump is certified ATEX, number: OBAC 11 ATEX 290X

PARAMETERS OF THE PUMP

		PSZ-50C*z			PSZ-50C*o		
Efficiency	[m ³ /h]	0-40			0-40		
Lift height	[m]	30-5			24-5		
Power (nominal)	[kW]	4,5			4,5		
Voltage	[V]	400	500	1000	400	500	1000
Nominal power consumption	[A]	9,4	7,2	4,2	9,0	7	4,0
Rotational speed	[rotation/min]	2920					
Weight	[kg]	121					
Maximal submergence level	[m]	12					
Protection degree		IP 68					
Explosion proof marking		Ex IM2c Ex dI Mb					
Max impurity	[mm]	15			26		

MAR PSZ-65F** Submersible pump to slime

PUMP CHARACTERISTICS



* impeller construction:
— closed impeller (z)

* voltage version:
1 - voltage 400V
2 - voltage 500V
3 - voltage 1000V
4 - voltage 500/1000V
switchable engine

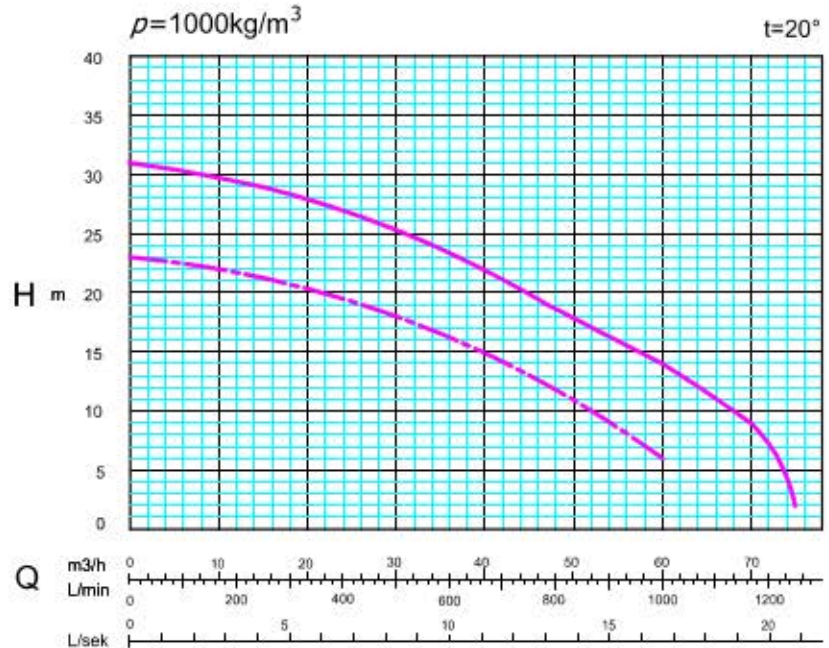
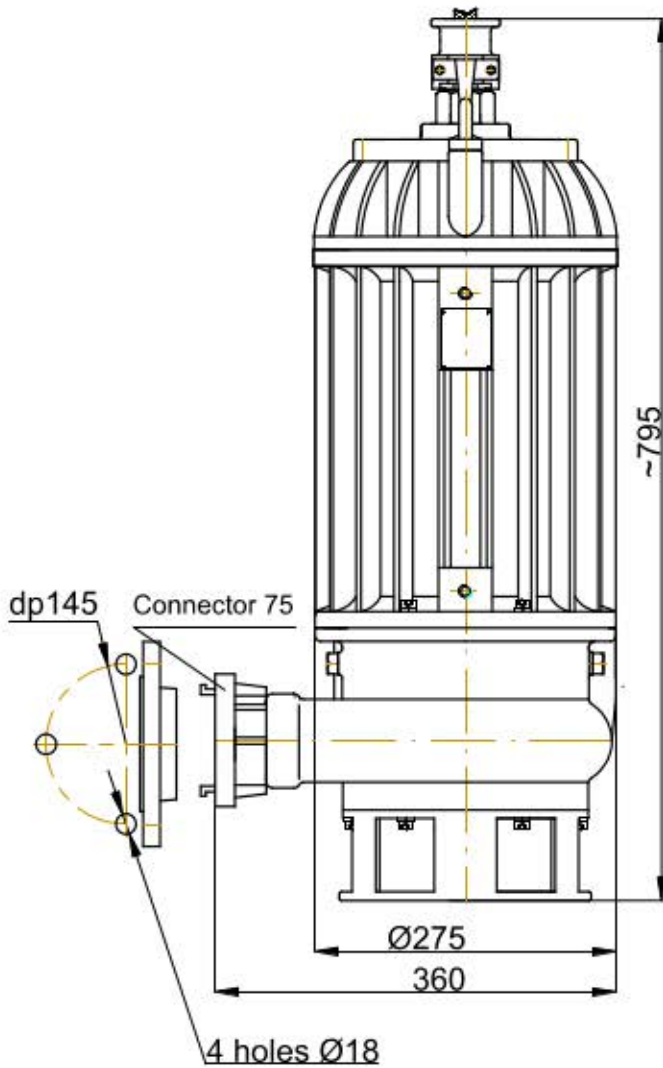
Pump is certified ATEX, number: OBAC 11 ATEX 290X

PARAMETERS OF THE PUMP

Efficiency	[m3/h]	0-70		
Lift height	[m]	45-5		
Power (nominal)	[kW]	7,5		
Voltage	[V]	400	500	1000
Nominal power consumption	[A]	13,9	11,1	5,5
Rotational speed	[rotation/min]	2920		
Weight	[kg]	139		
Maximal submergence level	[m]	12		
Protection degree		IP 68		
Explosion proof marking		Ex IM2c Exd IMb		
Max impurity	[mm]	10		

MAR PSZ-65G** Submersible pump to slime

PUMP CHARACTERISTICS




* impeller construction:
 — closed impeller (z)
 - - - open impeller (o)

* voltage version:
 1 - voltage 400V
 2 - voltage 500V
 3 - voltage 1000V
 4 - voltage 500/1000V
 switchable engine

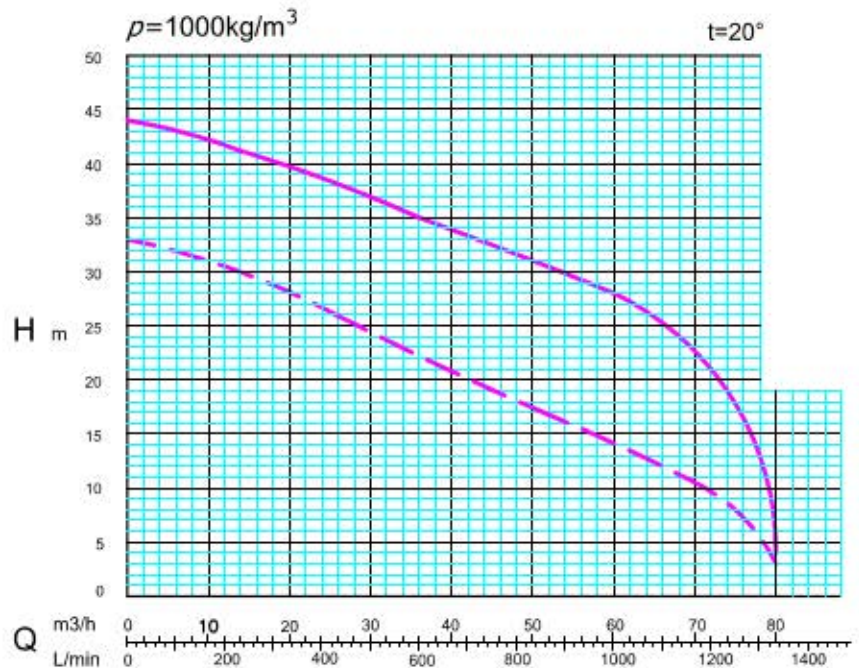
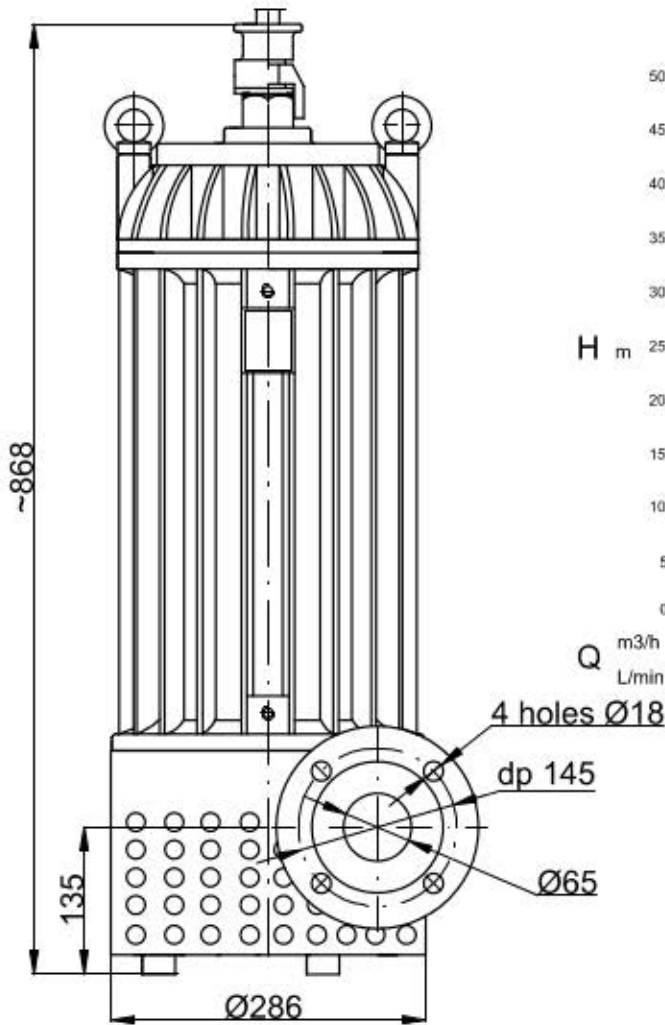
Pump is certified ATEX, number: OBAC 11 ATEX 290X

PARAMETERS OF THE PUMP

		PSZ-65G*o			PSZ-65G*z		
Efficiency	[m3/h]	0-60			0-75		
Lift height	[m]	23-6			31-2		
Power	[kW]	5,0 - 7,0					
Voltage	[V]	400	500	1000	400	500	1000
Nominal power consumption	[A]	11,25	9	4	8	6,5	3,0
Rotational speed	[obr./min]	2920					
Weight	[kg]	100 - 124					
Maximal submergence level	[m]	20					
Protection degree		IP 68					
Explosion proof marking		 IM2c Ex dl Mb					
Max impurity	[mm]	45			8		

MAR PSZ-65D** Submersible pump to slime

PUMP CHARACTERISTICS



* impeller construction:
— closed impeller (z)
- - - open impeller (o)

* voltage version:
 1 - voltage 400V
 2 - voltage 500V
 3 - voltage 1000V
 4 - voltage 500/1000V
 switchable engine

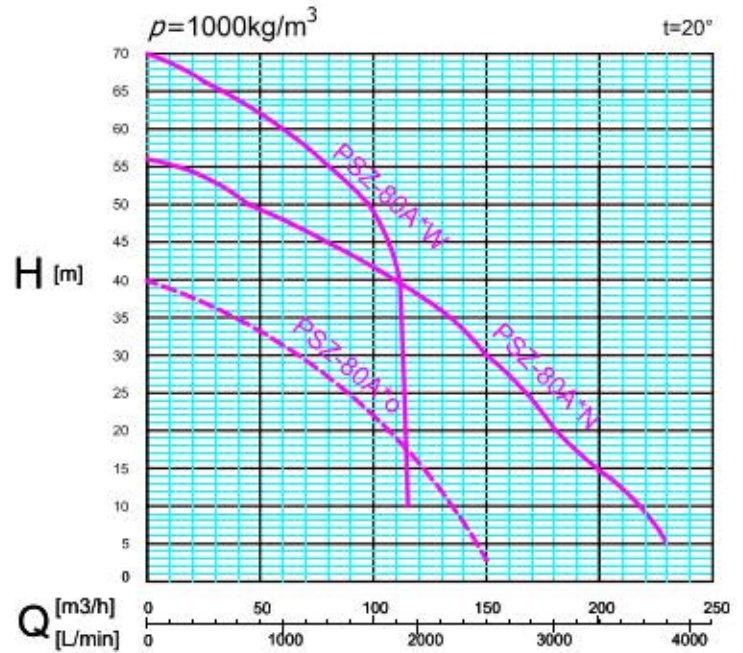
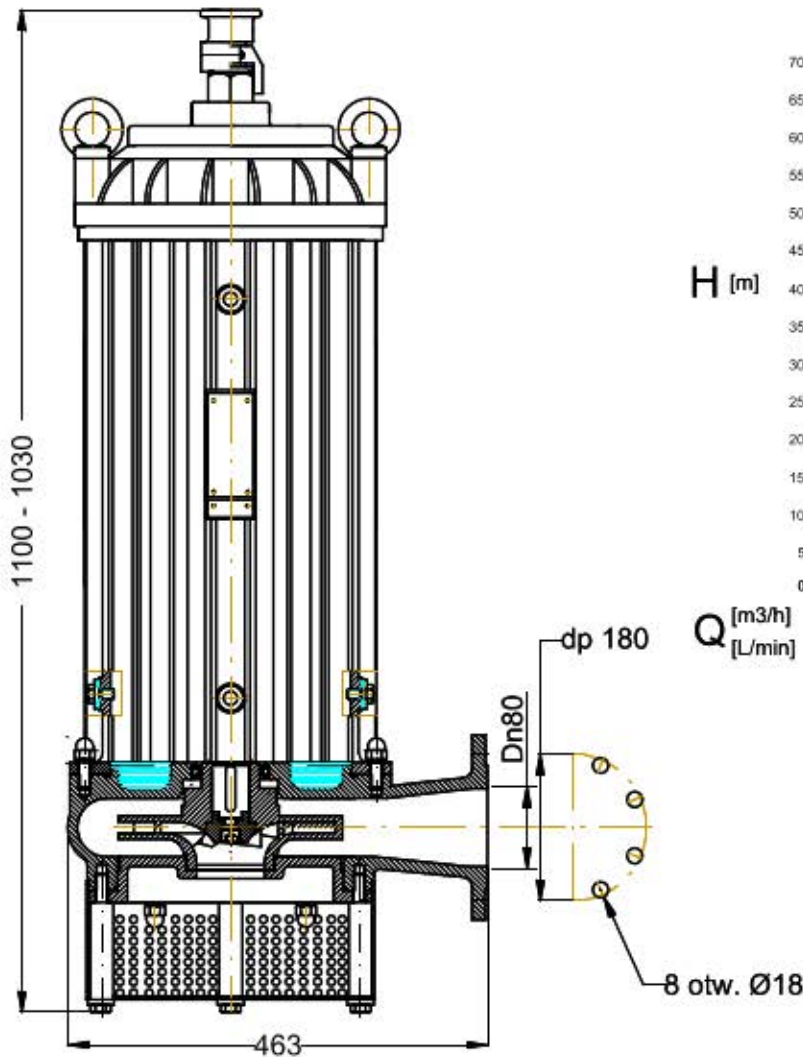
Pump is certified ATEX, number: OBAC 11 ATEX 290X

PARAMETERS OF THE PUMP

		PSZ-65D*z			PSZ-65D*o		
Efficiency	[m3/h]	0-80			0-80		
Lift height	[m]	44-4			33-3		
Power (nominal)	[kW]	9			7,5		
Voltage	[V]	400	500	1000	400	500	1000
Nominal power consumption	[A]	14,8	13	7	12,4	10	6
Rotational speed	[rotation/min]	2920					
Weight	[kg]	154					
Maximal submergence level	[m]	20					
Protection degree		IP 68					
Explosion proof marking		IM2c Exd I Mb					
Max impurity	[mm]	25			30		

MAR PSZ-80A** Submersible pump to slime

PUMP CHARACTERISTICS



- * voltage version:
 1 - voltage 400V
 2 - voltage 500V
 3 - voltage 1000V
 4 - voltage 500/1000V
 switchable engine

- * impeller construction:
 — closed impeller low-pressure (N)
 — closed impeller high-pressure (W)
 - - - open impeller (o)

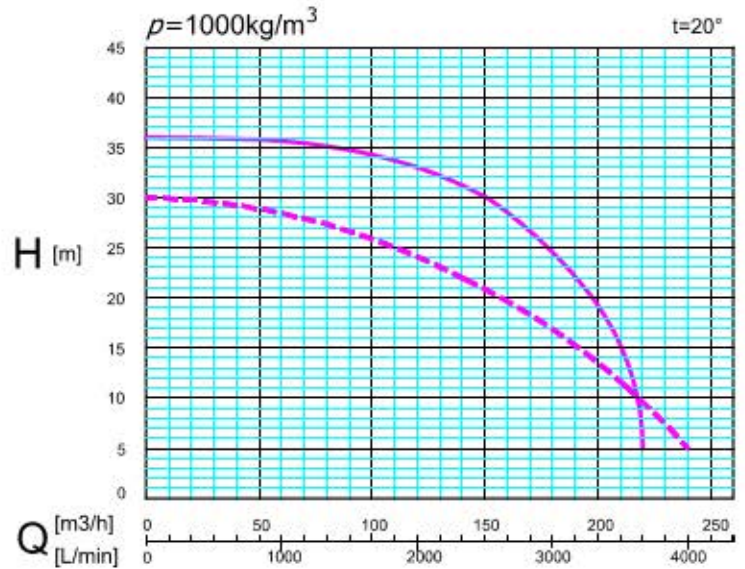
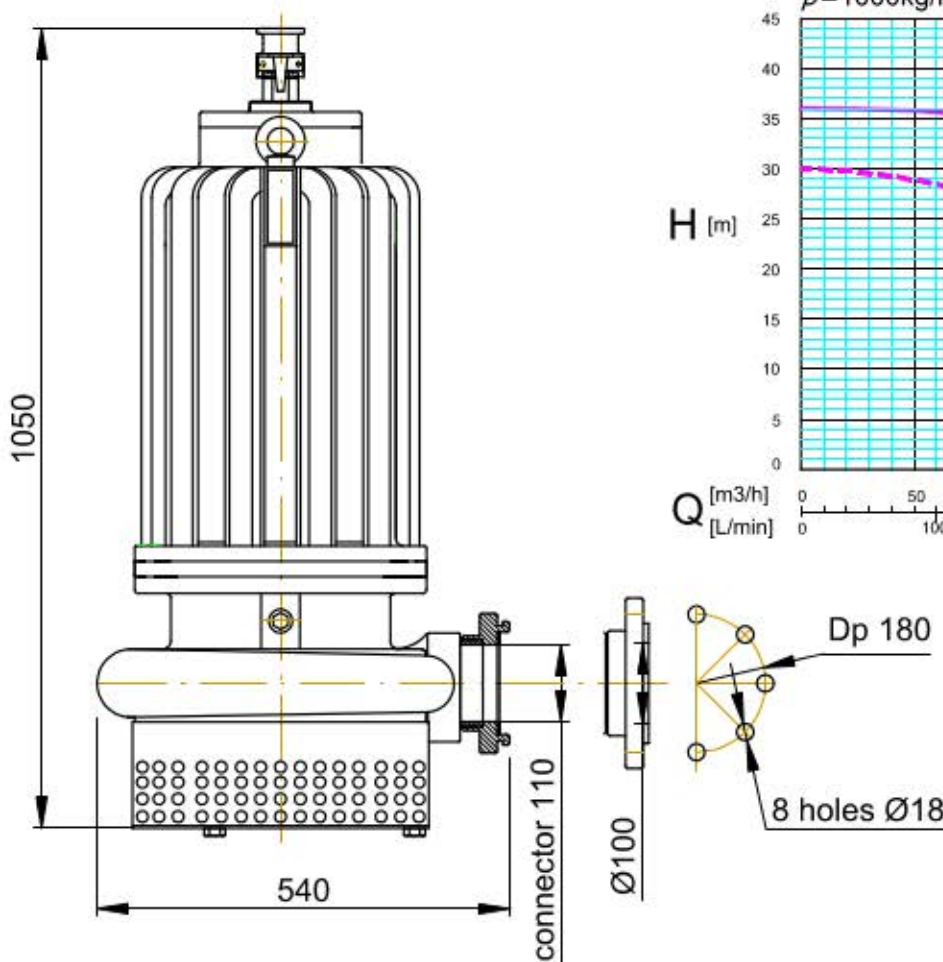
Pump is certified ATEX, number: OBAC 14 ATEX 0113X

PARAMETERS OF THE PUMP

		PSZ-80A*N			PSZ-80A*W			PSZ-80A*o		
Efficiency	[m ³ /h]	0-230			0-110			0-150		
Lift height	[m]	56-5			70-10			40-0		
Power	[kW]	14-21			16-20			14-16		
Voltage	[V]	400	500	1000	400	500	1000	400	500	1000
Nominal power consumption	[A]	37	30	15	36	29	15	28	22	11
Rotational speed	[rotation/min]	2920								
Weight	[kg]	200 - 220								
Maximal submergence level	[m]	30								
Protection degree		IP 68								
Explosion proof marking		IM2c Exd I Mb								
Max impurity	[mm]	30			10			40		

MAR PSZ-100** Submersible pump to slime

PUMP CHARACTERISTICS



- * impeller construction:
— closed impeller (z)
- - - open impeller (o)
- * voltage version:
 A - voltage 500V
 B - voltage 1000V
 C - voltage 500/1000V
 switchable engine

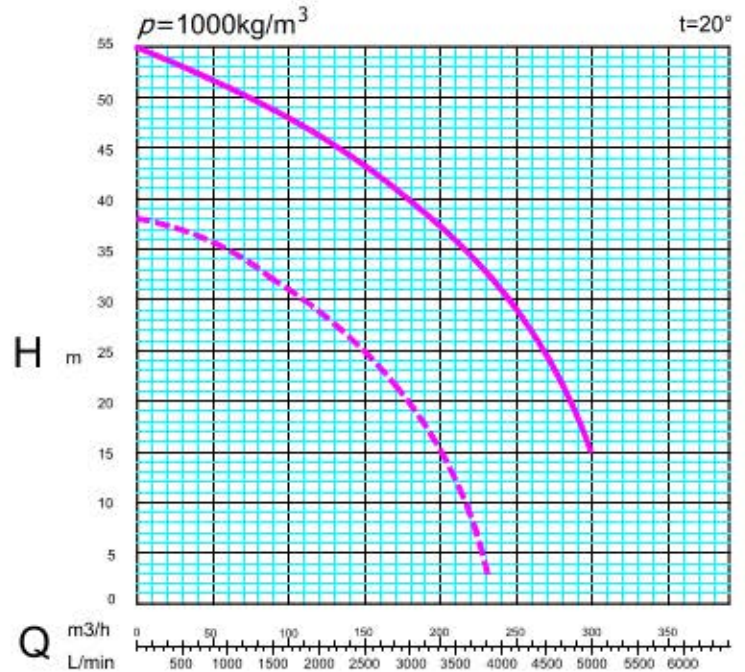
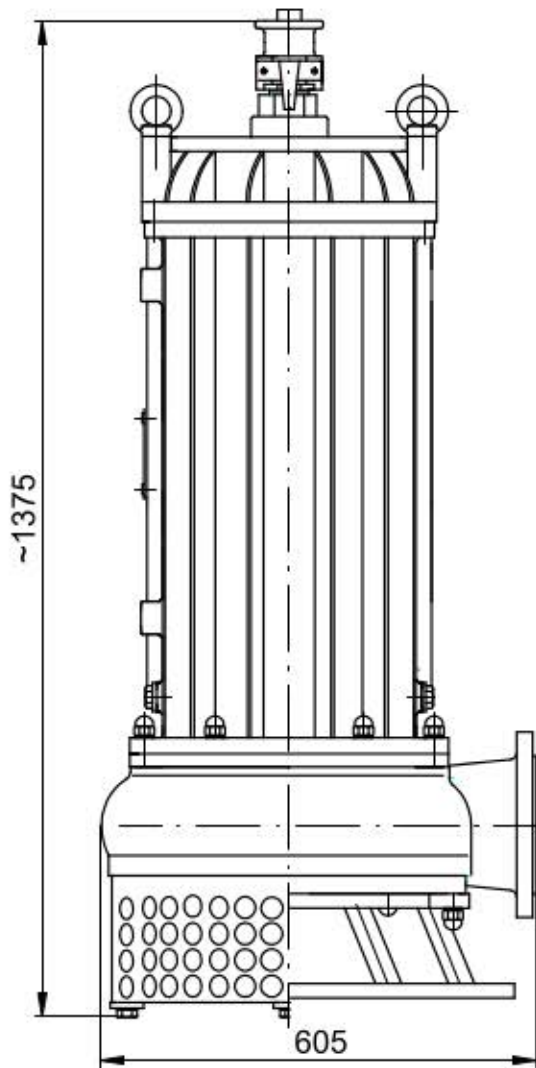
Pump is certified ATEX, number: OBAC 11 ATEX 661X

PARAMETERS OF THE PUMP

		PSZ-100*z	PSZ-100*o
Efficiency	[m3/h]	0-220	0-240
Lift height	[m]	36-5	30-5
Power (nominal)	[kW]	22	
Voltage	[V]	500/1000	
Nominal power consumption	[A]	31,5/15,7	
Rotational speed	[rotation/min]	1463	
Weight	[kg]	325	
Maximal submergence level	[m]	8	
Protection degree		IP 68	
Explosion proof marking		IM2c Exd I Mb	
Max impurity	[mm]	20	35

MAR PSZ-125D** Submersible pump to slime

PUMP CHARACTERISTICS



* impeller construction:
— closed impeller (z)
- - - open impeller (o)

* voltage version:
 A - voltage 500V
 B - voltage 1000V
 C - voltage 500/1000V
 switchable engine

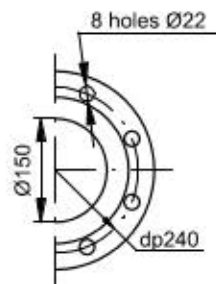
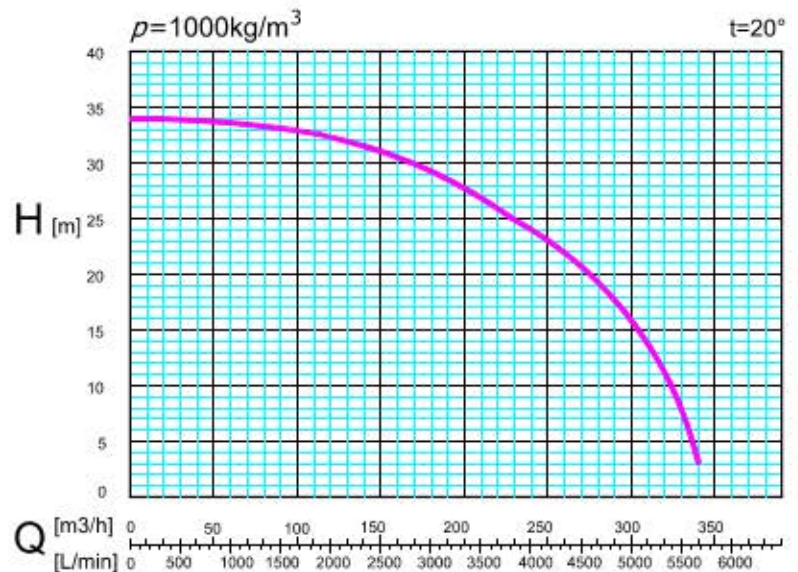
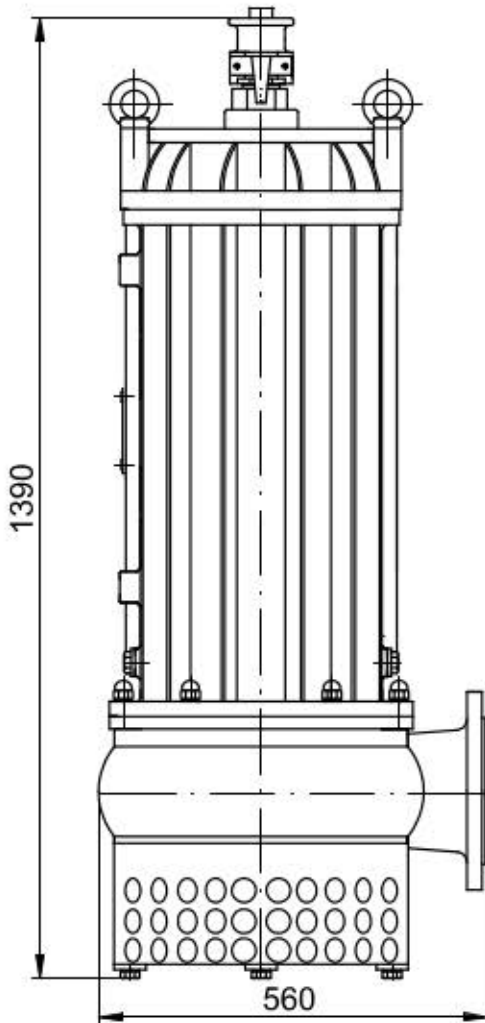
Pump is certified ATEX, number: OBAC 11 ATEX 662X

PARAMETERS OF THE PUMP

		PSZ-125*z	PSZ-125*o
Efficiency	[m3/h]	0-300	0-230
Lift height	[m]	55-15	38-3
Power (nominal)	[kW]	37	37
Voltage	[V]	500/1000	500/1000
Nominal power consumption	[A]	54/27,2	40/26
Rotational speed	[rotation/min]	1475	
Weight	[kg]	560	
Maximal submergence level	[m]	20	
Protection degree		IP 68	
Explosion proof marking		IM2c Exd I Mb	
Max impurity	[mm]	30	45

MAR PSZ-150D** Submersible pump to slime


PUMP CHARACTERISTICS



- * impeller construction:
— closed impeller (z)
- * voltage version:
A - voltage 500V
B - voltage 1000V
C - voltage 500/1000V
switchable engine

Pump is certified ATEX, number: OBAC 11 ATEX 662X

PARAMETERS OF THE PUMP

Efficiency	[m³/h]	0-340	
Lift height	[m]	34-3	
Power (nominal)	[kW]	37	
Voltage	[V]	500	1000
Nominal power consumption	[A]	54	27,2
Rotational speed	[rotation/min]	1475	
Weight	[kg]	530	
Maximal submergence level	[m]	20	
Protection degree		IP 68	
Explosion proof marking		 IM2c Ex dl Mb	
Max impurity	[mm]	35	